



Welcome to P1/2

Meet the Teacher

Miss Kingaby



What happens in P1/2?

Morning Challenge



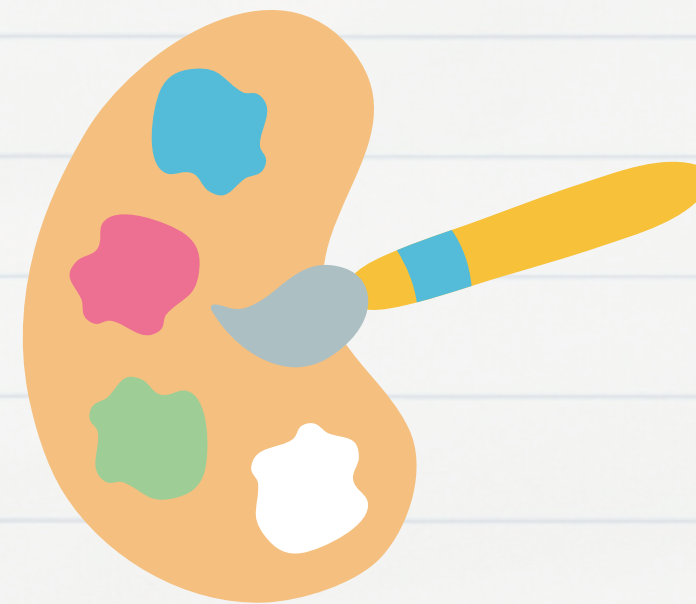
Maths: whole class, then split in to 3 groups

Break

Literacy: whole class, then split in to 3 groups

Lunch

Play/ Topic/ P.E./ Art/ Wildlife Champions/
Citizenships Groups/ Assembly/ Outdoors





Literacy is a jigsaw of skills:



Listening and Talking



Reading



Writing




Listening and Talking is the foundation piece of the jigsaw.

At school:

- Play
- Model clear speech
- Encourage turn taking when talking
- Teach good listening and good talking skills

At home you could:

- Model clear speech, correct poor speech or grammar
- Encourage turn taking when talking as a family by playing games
- Read a bedtime story together: fact, fiction and rhyme
- Sing songs and Nursery Rhymes
- Practice communicating their needs, e.g. asking to go to the toilet
- Play: with adults and children



Literacy: Listening and Talking



Literacy: Reading


**DREAM
BIG
-Read**

Learning to read at school:

- Phonics/ sounds/ spelling patterns: single sounds to blends. These are constantly revisited throughout P1 and P2.
- Reading individual letters; saying their sounds, then learning to blend
- Reading words by sight, by decoding and by using visual clues
- Identifying syllables
- Identifying and creating rhymes
- Comprehension

At home you could:

- Learn Nursery Rhymes and songs with actions
- Read a bedtime story together
- Play: imaginative



Writing: This is when all skills and learning from listening, talking and reading come together.
Pupils have to write in play first.

At school:

- Process: hear the sound, imagine the letter, write the letter
- Know where one word ends and the next begins
- P1: Finger spaces, capital letter, full stops
- P2: WOW words, feelings, 3 sentences, trying more punctuation

At home:


- Read a bedtime story together: fact, fiction and rhyme
 - Play: imaginative
 - Draw pictures
 - Keep developing fine motor control, e.g. colouring, pens, chalk, playdough, threading, weeding, scissors
- Alphablocks on YouTube



Literacy: Writing



Numeracy and Mathematics



At school:


- Numicon: A multi-sensory way of learning
- Number rhymes and songs with actions
- Counting
- Patterns
- Symmetry
- Time: clock, seasons, months, days, date
- Money
- Shape
- Data Handling



At home:

- Sing number rhymes and songs with actions
- Practise telling the time
- Identify 2D Shapes in your home and outside
- Use money
- Use comparative language, e.g. big, small, sort, long
- Use positional language, e.g. under, on, behind, beginning, end
- Numberblocks and Jack Hartmann on YouTube
- Play: construction


Health and Wellbeing



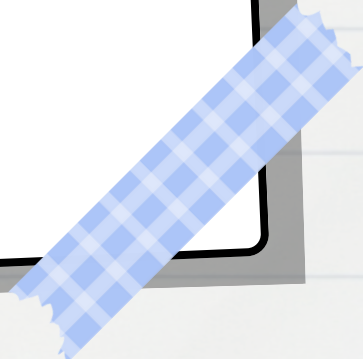
- PATHS: our social and emotional wellbeing programme. Pupils learn about feelings, emotions and friendships.
- Class Charter: similar to class rules that we link with the UNICEF Rights of the Child
 - Manners

At home:

- Please practise these skills at home for your child to become more independent: going to the toilet, brushing their teeth, blowing their own nose, washing their hands, refilling their water bottle, putting shoes on the correct feet



What Does my Child Need for School?

- Backpack - to bring each day with one healthy snack and bottle of water
 - Pencil case with writing pencils, colouring pencils, rubber and sharpener to stay in school
 - Bag to stay on their peg for: plimsoles for P.E./ light trainers that they can put on themselves, spare set of clothes, large T-shirt for art, waterproof over trousers. Velcro shoes the best option.
 - Wellies to stay in school
 - We go out in all weathers!
 - EVERYTHING NAMED!
- 

Homework



P1:

- Create your own Seesaw icon
- **Sight words**
- **Phonics Sounds**
- **Maths - Counting/Sumdog**
- Measure Homework
- Symmetry Homework
- Topic Homework

P2:

- **Sight words**
- **Fry's words and spelling grid**
- **Maths - Counting/Sumdog**
- Measure Homework
- Symmetry Homework
- Topic Homework



All children to read every day with an adult!




How can you help your child at school?

- Let your child know what is in their backpack and where it is
- NAME EVERYTHING!
- Practise tidying up toys and activities when they have finished playing. This is essential when working in a classroom with others as they have the responsibility to clear away resources and toys they have used. Make it fun and play a tidy up song.
- There are many benefits of playing, one of which is to help children make sense of the world around them. Be aware that to make sense of their world, children will re-enact what they have seen, heard and experienced. It is whilst playing that children learn to be resilient and to persevere. They learn to be cooperative, and they learn how friendships and relationships work. Sharing, turn taking and cooperation skills are needed. At home, support your child to play well by modelling and supporting them to re-enact skills and appropriate responses.
- Use Seesaw as a conversation starter about your child's day in school
- Complete online lunches before your child comes to school and let them know on the day what they are having. If you are having trouble with ordering online, please see the office for help.
- Your child works hard at school. They will be tired at the end of the day and at the end of the week. Breakfast and a good night's sleep help.

Save the school number in your contacts for emergencies: **01436 842109**

To get in contact: phone the school or email **enquiries-kilcreggan@argyll-bute.gov.uk**





**Any
Questions?**

