



Miss Kingaby

Welcome to P1/2, Kilcreggan Primary School



What happens in P1/2?

Learning through play and active learning

- Daily schedule:
Morning Challenge

Maths: whole class then split in to 3 groups (teacher, play, iPads)

Break

Language: whole class then split in to 3 groups (teacher, play, iPads)

Lunch

Play/ Topic/ P.E./ Art/ Wildlife
Champions/ Citizenship/ Assembly



Maths Learning

- Numicon: play and explore every day
 - Number rhymes and songs with actions and acting out
 - Counting
 - Patterns
 - Time: clock, seasons, days
 - Money
 - Shape
 - Data Handling
- At home:
- Number rhymes and songs with actions
 - Numberblocks on YouTube
 - Jack Hartmann on YouTube
 - Play: construction
 - Help with telling the time
 - Use money



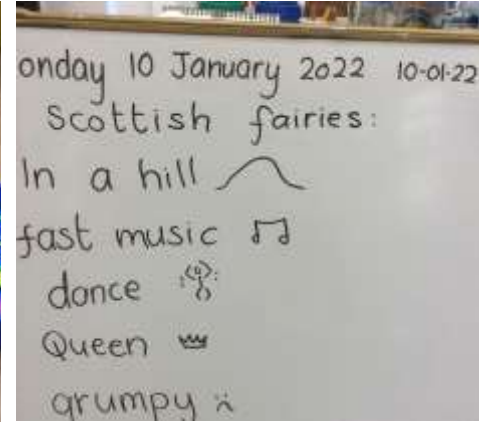
Literacy is a jigsaw of skills: Listening and Talking

•Listening and talking is the foundation piece of the jigsaw:

- Model clear speech
- Encourage turn taking when talking
- Teach good listening and good talking

•At home:

- Model clear speech
- Encourage turn taking when talking as a family
- Bedtime story: fact, fiction and rhyme
- Sing songs and Nursery rhymes
- Play: with others



Literacy is a jigsaw of skills: Reading

Learning to read needs many skills and knowledge:


- Phonics/ sounds: single sounds to blend. These are constantly revisited throughout P1 and P2
- Reading individual letters; saying their sounds then learning to blend
- Reading words by sight, by decoding and by using visual clues
- Identifying syllables
- Identifying and creating rhyme

At home:

- Nursery rhymes and songs with actions
- Bedtime story; fact, fiction and rhyme
- Play: imaginative



Everyone	said	got
pushed	it	had
pulled	It	to
wanted	made	was
cross	He	went



Literacy is a jigsaw of skills: Writing

•Writing: This is when all skills and learning from talking, listening and reading come together.

- The children need to write when they are playing before they will be successful writers for me
- Process: hear the sounds, imagine the letter, write the letter
- Know where one word ends and the next begins
- Finger spaces, capital letter, full stop


•At home:

- Bedtime story; fact, fiction and rhyme
- Play: imaginative
- Keep developing fine motor control, e.g. colouring, pens, chalk, playdough, threading, weeding, scissors, knitting, sewing
- Alphblocks on YouTube



What do I need for school?

- Backpack – to bring each day with one item of a healthy snack and bottle of water
- Pencil case with writing pencil and colouring pencils, rubber and sharpener to stay at school
- Bag to stay on their peg for: Plimsoles for PE/light trainers, spare set of clothes, large T-shirt for art, waterproof over trousers (P.E. is on Mondays and Fridays)
- Wellies to stay at school
- We go out in all weathers!
- **EVERYTHING NAMED!**



Seesaw



P1:

- Create your own Seesaw icon
- **Sight Words**
- **Phonics Sounds**
- **Maths - Sumdog**
- Measure Challenge
- Symmetry Challenge
- Topic Challenge

P2:

- **Sight words**
- **Fry's words and spelling grid**
- **Maths – Sumdog**
- Measure Challenge
- Symmetry Challenge
- Topic Challenge

All pupils to read every day with an adult!

How can you help your child at school?

- Let your child know what is in their backpack and where it is
- Check your child's peg on the way out and see if there is anything they need bringing in
- Name everything
- There are many benefits of playing, one of which is to help children make sense of the world around them. Be aware that to make sense of their world, children will re-enact what they have seen, heard and experienced! It is whilst playing that children learn to be resilient and to persevere. They learn to be cooperative, and they learn how friendships and relationships work. Sharing, turn taking and cooperation skills are needed. At home, support your child to play well by modelling and supporting them to enact skills and appropriate responses
- Use Seesaw as a conversation starter about your child's day in school
- Familiarise yourself with Seesaw: there are 3 pages. Notifications (speech bubble), activities page (learning at home to support your child), journal (photos of their learning). Everyone's Seesaw page is different. There are commonalities but rarely are two Seesaw's the same! The numbers on the pages are the number of pages that you have not looked at!!!
- Complete online lunches before your child comes to school – see the office for help with this
- Your child works hard at school. They will be tired at the end of the day and at the end of the week. Breakfast and a good night's sleep help!
- Phone the school 01436 842109 or email enquiries-Kilcreggan@argyll-bute.gov.uk and I will get back to you