

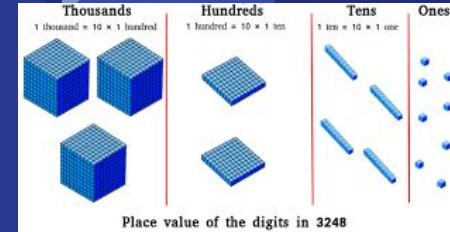

Welcome to P3/4



# What are we learning this term?

## Numeracy & Maths:

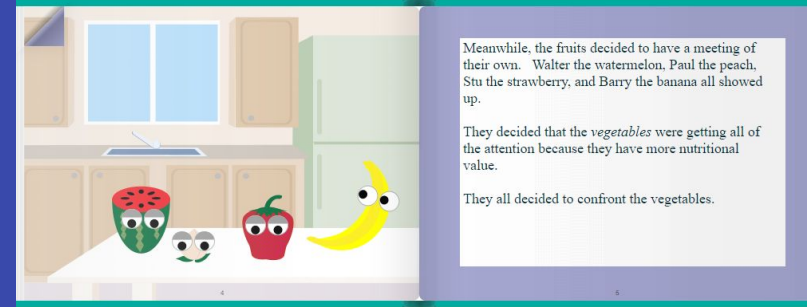
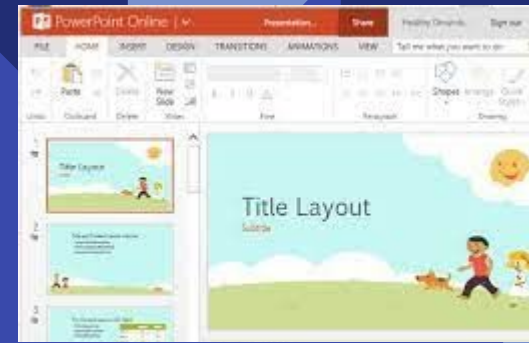
- Estimation, rounding and number process.
- Measurement.
- Symmetry.



# What are we learning this term?

## Literacy:


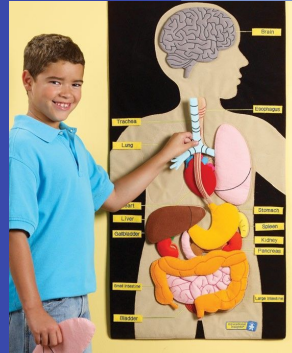
- Listening & talking: tools for listening and talking.
- Reading: enjoyment and choice, understanding analysing and evaluating.
- Writing: Creating text, enjoyment and choice - "...use what I learn to create my own stories..."  
"...create piece of writing connected with class topic."ENG1-31a



# What are we learning this term?

Topic: Science, Health & Wellbeing, Art & Design, IT Technology

- Sound investigation.
- Healthy food and senses investigation.
- Making models and drawings of human skeleton and organs.
- How to keep organs healthy powerpoint presentation.
- Story with healthy food characters.





# What are we learning this term?

## Health and Wellbeing:

- PE: Ball skills/fitness
- PATHS



## Art :

- Portraits & portrait artists.



## RME:

- Religious beliefs in Christianity and world religions.

## Music:

- Mrs McFarlane

# Class Charter

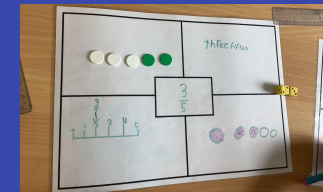


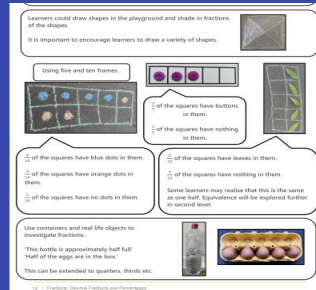
- UNCRC
- SHANARRI



	AM 1		B R E A K	AM 2		L U N C H	PM		
Mon	Soft Start	Literacy		Numeracy & Maths			AR	PATHS	PE
Tues	Soft Start	Literacy		Numeracy & Maths Art	Art		AR	IDL	
Wed	Mrs Nasim			Numeracy & Maths	IDL		PE		IDL
Thurs	Soft Start	Literacy		Numeracy & Maths	IDL		AR	IDL	
Fri	Mrs Nasim Music - Mrs McFarlane			Mrs Nasim			Mrs Nasim		

# How do we learn in P3/4 ?

- Play based learning - concrete materials to support conceptual understanding of numeracy.
- SEAL - Stages of Early Arithmetical Learning.
- Numicon.
- Outdoor learning.
- Sumdog, Karate Cats Maths, Topmarks.

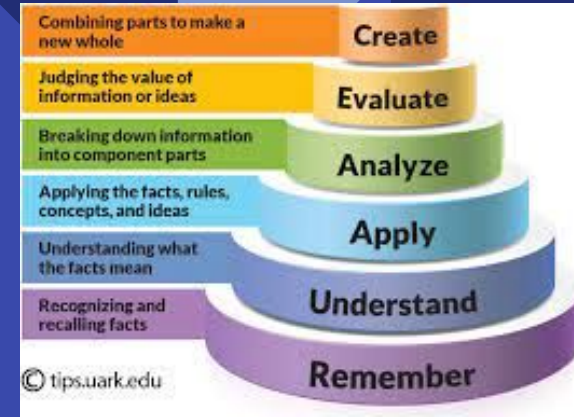
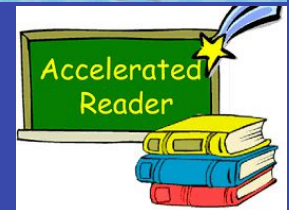





# How do we learn in P3/4 ?

## Literacy:

- Oxford Reading Tree/Project X - guided reading groups.
- Bloom's Taxonomy to explore comprehension.
- Accelerated Reader.
- IDL Literacy links.
- Fry's words list, ORT Sight Words.
- Sumdog spelling, grammar, hairy phonics.
- Jolly Phonics, karate cats, hairy phonics.
- Play - literacy activities & outdoor learning.



# Learning Support

Mrs Smith - Literacy (Writing)



Miss Murphy - SEAL (Stages of Early Arithmetic Learning)

- Intervention programme that targets pupils who are having difficulties with numeracy and maths.
- Ensures had a firm foundation for understanding number, as it ensures that their strategies are based on understanding rather than on processes or tricks.

# What about homework?

- Support to understand instructions and familiarisation of routine.
- Will be able to complete work as family activity and independently.
- Posted on Seesaw and KPS website next week.

Oxford Reading Tree Stage 1 Sight Words  
Oxford Reading Tree Stage 2 Sight Words  
Oxford Reading Tree Stage 3 Sight Words  
Oxford Reading Tree Stage 4 Sight Words  
Oxford Reading Tree Stage 5 Sight Words

  
Fry's First 100 Words

  
Fry's Second 100 Words

  
Fry's Third 100 Words

Home Learning: Phonics and Spelling

Home Learning: Phonics Activities

Home Learning: Reading



Mathematics



Home Learning: Maths

Other Curricular Areas

Home Learning: Art and P.E.



# How can you help support your child?

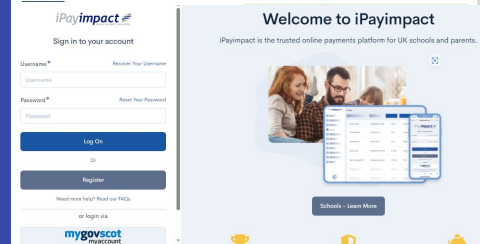
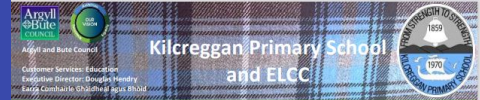
- Read every day with your child and chat about it.
- Bring waterproofs and wellies in a bag ready for outdoor learning.
- PE - wear suitable shoes, polo shirt, school jumper/cardigan and comfortable black or grey jogging bottoms/leggings/shorts. Hair tied back; no jewellery.
- Velcro/slip on shoes if your child cannot tie shoelaces. Tying shoelaces can be a useful rainy day home activity.





# How can you help support your child?

- Names on clothes labels or initials and class e.g. AN p3/4
- Double check they have snack, water and packed lunch.
- Newsletter for all the information you need.
- Order lunches for the week/month at home.



# How can you help support your child?

- Seesaw.
- Watch out for P3/4 class page updates.



teşekkür ederim

mulțumesc

ارک ش

MERCI

grazias

**thank you**

dankeschön

*dankie*

Благодарю вас

نونمم

谢谢

gràcies

gracias

kiitos

Хвала

**GRAZIE**

OBRIGADO

gratias ago

dankon

ありがとう

tack

